


RECESSED LED TROFFER INSTALLATION INSTRUCTIONS



2' x 2' TROFFER



2' x 4' TROFFER



1' x 4' TROFFER

2' x 2', 1' x 4' AND 2' x 4' RECESSED LED TROFFER INSTALLATION INSTRUCTIONS

INTENDED USE

The Sharp recessed LED troffer is intended for retail, hospitality, education and other commercial applications.

CAUTION - SAFETY STATEMENTS

- Warning – Do not handle energized luminaires. Always turn off power before installing, removing, or inspecting.
- Qualified licensed professionals should perform all installation work. Installation must be completed in strict conformance with local building and electrical codes.
- Do not dis-assemble the luminaire.
- Do not remove or attempt to operate without lens cover over LED.
- Warning – Do not expose wiring to edges of metal to prevent damage.
- Warning – For removal of luminaire, turn off power. Allow luminaire to cool before handling. Reverse process of installation for removal.

INSTALLATION

1. Unpack the product and remove all packing material.
2. Turn off power.
3. Orient luminaire, securely seat in T-bar ceiling grid. See Figure A.

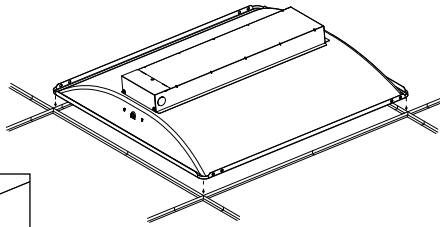


FIGURE A

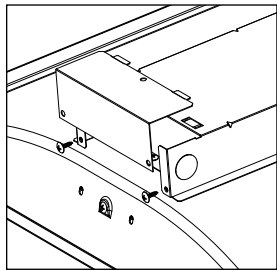


FIGURE B

4. Remove and retain 2 screws on the cover plate as shown in Figure B. Remove knockouts on the side. Install code approved fittings to holes for wire protection.

5. The AC connection will be connected through one dedicated ½ inch conduit entry. Dimmer controls must be connected through a separate knockout. Use local code approved twist on wire connectors. 0 - 10V dimming shown in Figure C.

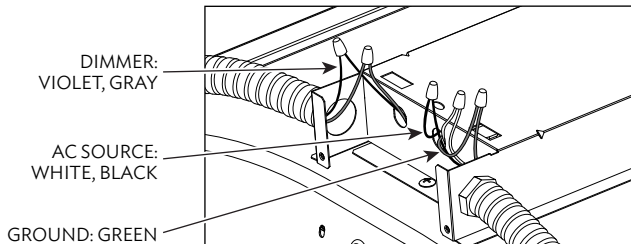
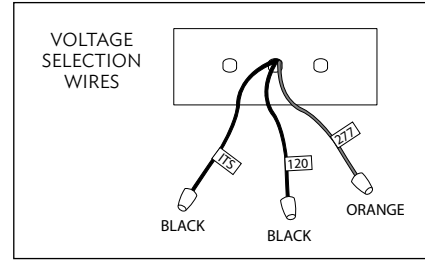


FIGURE C

For emergency light installations, the input voltage must be selected. Connect the ITS INPUT to the appropriate voltage wire (120V or 277V). The unused voltage wire should be terminated with local code approved twist on wire connectors.

Troffer AC power MUST be energized for 24 hours to fully charge back-up battery.

When battery is fully charged; LED Lighting will remain “ON” for 90 minutes.



6. Connections shall follow the wiring diagram as shown for each requirement. To prevent high voltage from being present on emergency lights prior to installation, converter connector must be open. Do not join converter connector until installation is complete and AC power is supplied to the emergency driver.

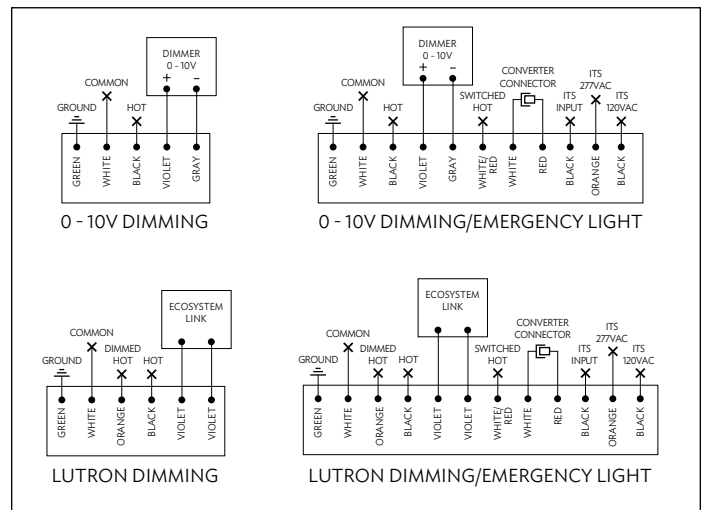


FIGURE D

7. Carefully tuck the wires back into the enclosure and attach the cover plate as shown in Figure E.

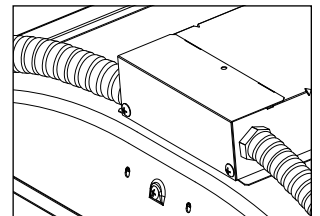


FIGURE E

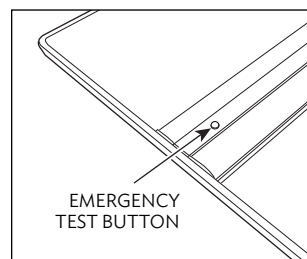


FIGURE F

8. Required testing of emergency lighting system should comply to all local codes. To test, push button for not less than 30 seconds. Power will be switched over to battery power, lumens will drop to a lower level.

For service consult a qualified licensed professional.

**DANGER - RISK OF SHOCK
DISCONNECT POWER
BEFORE INSTALLATION**

SHARP ELECTRONICS CORPORATION

LED LUMINAIRE 5-YEAR LIMITED WARRANTY

Sharp Electronics Corporation warrants to the first consumer purchaser (the “Purchaser”) that this Sharp brand LED Luminaire (the “Product”), when shipped in its original container, will be free from defects in materials and workmanship, and agrees that it will, at its option, either repair or provide the Purchaser a replacement of the defective product or part thereof that is a new or remanufactured equivalent at no charge to the Purchaser for parts or repair labor for the period set forth below.

Warranty Period for this Product:

The warranty period for material defects and workmanship is 5 years from date of original purchase from Sharp or its authorized reseller.

Terms and Conditions:

The warranty will apply only when the Product is used with products or lighting systems which are installed, operated, or maintained in accordance with each of the following:

- The National Electric Code (NEC)
- The Standards for Safety of the Underwriters Laboratories, Inc. (ETL Listed)
- The Standards of the American National Standards Institute (ANSI), and
- The specifications supplied by Sharp for the Installation, operation and maintenance of the Product.

This warranty will be void in the event the Product is (i) improperly installed, (ii) damaged, (iii) defaced, or (iv) subjected to neglect, accidental breakage or misuse, including but not limited to, failing to operate Product in accordance with Sharp specifications. Sharp shall not be responsible for any failure of the Product which is a result of external causes; natural catastrophe; power surges or failure; improper power supply; fault or negligence of the Purchaser or user; improper or unauthorized alteration, use, handling, or storage; operating product in ambient temperature that exceeds ambient listing; or any cause other than a defect in the material or workmanship of the Product. Sharp reserves the right to examine all failed Products and in its sole discretion to determine whether any Products are covered under the terms of this Limited Warranty.

This Limited Warranty does not include any Purchaser’s material and labor costs required to remove, replace or ship the Product.

Limitation of Liability:

The warranties described herein shall be the sole and exclusive warranties granted by Sharp and shall be the sole and exclusive remedy available to the Purchaser. Correction of defects, in the manner and for the period of time described herein, shall constitute complete fulfillment of all liabilities and responsibilities of Sharp to the Purchaser with respect to the Product and shall constitute full satisfaction of all claims, whether based on contract, negligence, strict liability or otherwise. In no event shall Sharp be liable, or in any way responsible, for any damages or defects in the Product which were caused by repairs or attempted repairs performed by anyone other than an authorized servicer. Nor shall Sharp be liable or in any way responsible for any incidental or consequential economic, property or special damage. Some states do not allow the exclusion of incidental or consequential damages, so the above exclusion may not apply to you.

If any provision of this Limited Warranty, or part thereof, is held or deemed to be invalid, void or unenforceable, such holding shall not affect the validity and enforceability of the remainder of the Limited Warranty, and such other parts, provisions or clauses of the Limited Warranty shall be deemed to be severable.

For U.S.	For Canada
<p>THIS LIMITED WARRANTY IS VALID ONLY IN THE FIFTY (50) UNITED STATES, THE DISTRICT OF COLUMBIA AND PUERTO RICO.</p> <p>Disputes: Any claim or dispute regarding these warranties shall be governed by and construed in accordance with the laws of the State of New Jersey (US).</p> <p>Questions: Please contact your local Sharp representative or Sharp Customer Service at 1-877-312-LED1 (1-877-312-5331).</p> <p>Where to Obtain Service: Warranty service is available at a Sharp Authorized Service Center in the United States. To find the location of the nearest Sharp Authorized Service Center, call Sharp toll free at 1-877-312-5331, e-mail Sharp at LEDsupport@sharpusa.com or visit online at www.sharpledlighting.com</p> <p>How to Obtain Service: Call Sharp toll free at 1-877-312-5331 to obtain a Return Authorization Number and shipping instructions. After obtaining a Return Authorization Number, ship your Product prepaid to a Sharp Authorized Service Center. Be sure it is insured and packaged securely.</p> <p>Proof of Purchase will be required.</p>	<p>THIS LIMITED WARRANTY IS VALID ONLY IN CANADA.</p> <p>Disputes: This Product warranty, and any disputes in relation thereto, is to be exclusively governed by and construed under the laws of the Province of Ontario.</p> <p>Questions: Please contact your local Sharp representative or Sharp Customer Service at 1-877-312-5331.</p> <p>Where to Obtain Service: Warranty service is available at a Sharp Authorized Service Center located in the Canada. To find the location of the nearest Sharp Authorized Service Center, call Sharp toll free at 1-877-312-5331.</p> <p>How to Obtain Service: Call Sharp toll free at 1-877-312-5331 to obtain a Return Authorization Number and shipping instructions. After obtaining a Return Authorization Number, ship your Product prepaid to a Sharp Authorized Service Center. Be sure it is insured and packaged securely.</p> <p>Proof of Purchase will be required.</p>

This device complies with Part 15 of the FCC rules. Operation is subject to the following two conditions: (1) this device may not cause harmful interference, and (2) this device must accept any interference received, including interference that may cause undesired operation.

