



4' T8 LED LINEAR TUBE LAMPS INSTALLATION INSTRUCTIONS

Models: D-48T81FJ4 / D-48T81FM4 / D-48T81KJ4 / D-48T81KM4

INTENDED USE

The Sharp T8 LED Tube Lamp is intended for retail, warehouse and other indoor commercial applications.

CAUTION - SAFETY STATEMENTS

- **WARNING - Do not handle energized fixtures. Always turn off power before installing, removing, or inspecting.**
- **Do not dis-assemble the fixture.**
- **Do not remove or attempt to operate without lens cover over LED.**
- **WARNING – For removal of tube lamp, turn off power. Allow lamps to cool before handling. Reverse process of installation for removal.**
- **WARNING - Risk of fire or electric shock. LED Retrofit Kit installation requires knowledge of luminaires electrical systems. If not qualified, do not attempt installation. Contact a qualified electrician.**
- **WARNING - Risk of fire or electric shock. Install this kit only in the luminaires that have the construction features and dimensions shown in the photographs and/or drawings.**
- **WARNING - To prevent wiring damage or abrasion, do not expose wiring to edges of sheet metal or other sharp objects.**
- **Do not make or alter any open holes in an enclosure of wiring or electrical components during kit installation.**
- **WARNING: To avoid potential fire or shock hazard, do not use this retrofit kit in luminaires employing shunted bi-pin lampholders. Note: Shunted lamp holders are found only in fluorescent luminaires with Instant-Start ballasts. Instant-start ballasts can be identified by the words "Instant Start" or "I.S." marked on the ballast. This designation may be in the form of a statement pertaining to the ballast itself, or may be combined with the marking for the lamps with which the ballast is intended to be used, for example F40T12/IS. For more information, contact the LED luminaire retrofit kit manufacturer.**
- **Installers should not disconnect existing wires from lampholder terminals to make new connections at lampholder terminals. Instead installers should cut existing lampholder leads away from the lampholder and make new electrical connections to lampholder lead wires by employing applicable connectors.**

USE AND CARE

- It is recommended to inspect and clean the fixture by a qualified licensed professional every three years.
- Do not wipe the lamp with alkaline cleaning substance, gasoline, thinner, benzine, heating oil, alcohol, or polishing powder. Do not apply insect killer (it may damage).

INSTALLATION INSTRUCTIONS

This product must be installed in accordance with the applicable installation code by a person familiar with the construction and operation of the product and the hazards involved.

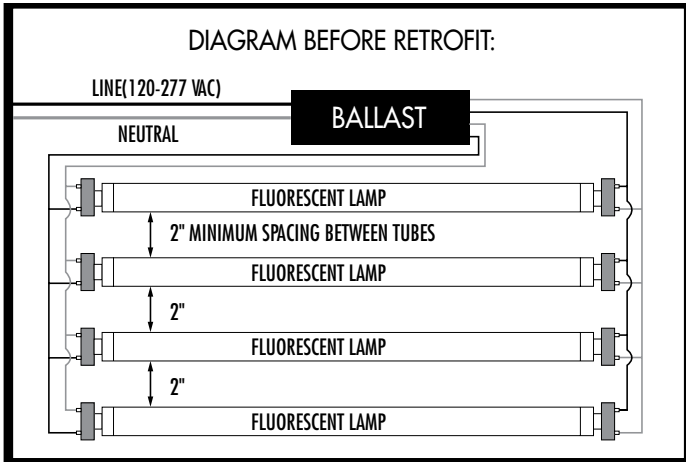


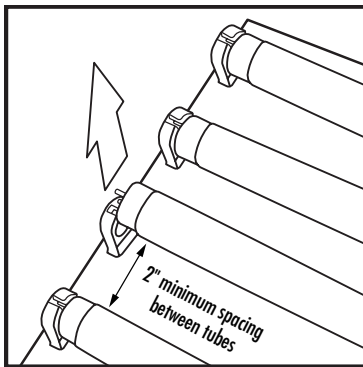
DIAGRAM OF FIXTURE WITH BALLAST IN SERIES.

#	Component	Qty
1	Sharp T8 LED Tube	1
2	Plastic End Caps	2
3	Plastic Tube Cover	1
4	Notification Label of Light Fixture LED Conversion	1
5	Installation Instructions	1

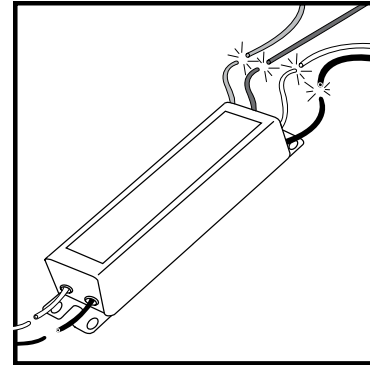
1. Turn off power at the circuit breaker.

Inspect contents of package, which should include (1) Sharp T8 LED Tube, (2) plastic end caps, (1) plastic tube cover, (1) notification label of light fixture LED conversion, and (1) set of installation instructions.

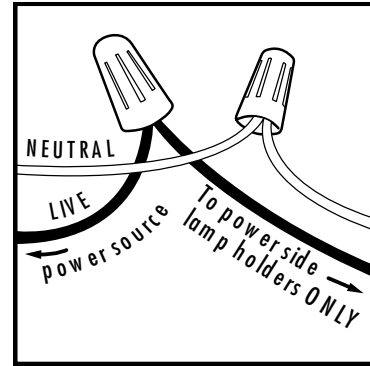
2. Remove fluorescent lamps. Dispose of fluorescent lamps per local requirements and codes for mercury disposal. Gain access to ballast by removing cover.



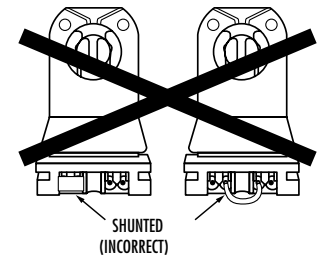
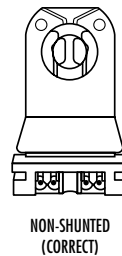
3. Cut all wires to ballast (close to ballast case). Either remove ballast or keep it in place. In the case of a magnetic ballast, cut the wires to the starter as well.



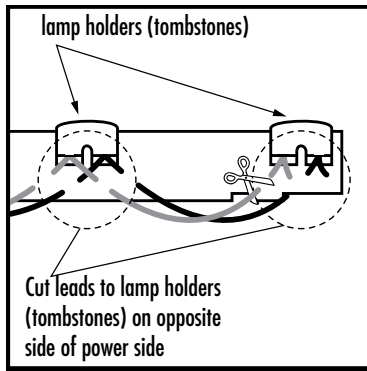
4. Pick one side of fixture as "power" side. Connect black wire ("live") to each lampholder on "power" side of the fixture. Connect white wire ("neutral") to each lampholder on "power" side of the fixture.



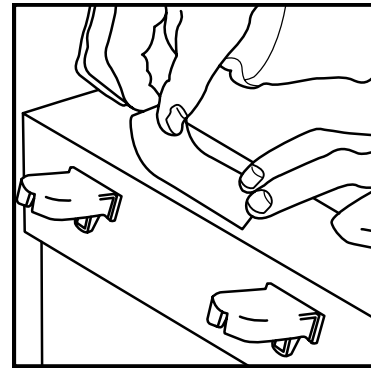
Sharp LED T8 Series lamps do not require a ballast to operate. They have an internal LED driver that operates on 120-277V. These tubes require power to only one end of the fixture. The Sharp LED T8 lamp is clearly marked at one end to signify power end. This must be installed in "power" end. The lamp holders (or tombstones) must be non-shunted as the power flows through the LED T8 tube. (Shunt means "an electrical conductor joining two points of a circuit, through which more or less of a current may be diverted"). The "power" end must have unshunted tombstones. The "opposite" end acts as simply a mechanical holder with Sharp LED Bypass T8 lamps.



- Cut all wires from lampholders on the side opposite of "power" side of fixture.



- Apply the provided label. Fluorescent lamp holders within this fixture have been rewired to line voltage and will no longer operate the original fluorescent lamp. Place this label on the ballast cover on "power" side of fixture.



- Install ballast cover. Install LED T8 lamps, ensuring power end is installed on "power" side of fixture.

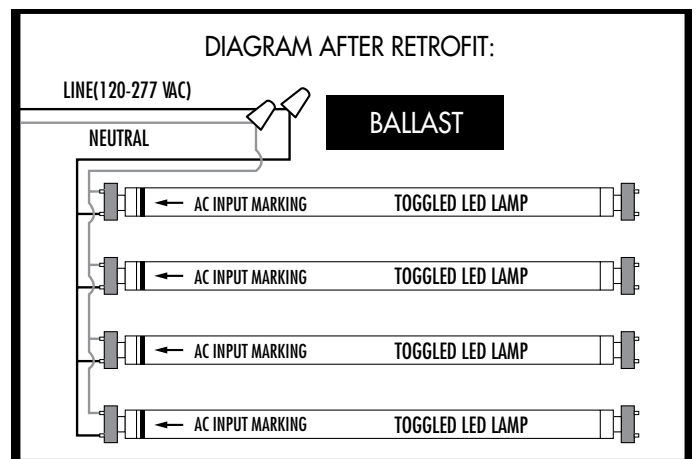
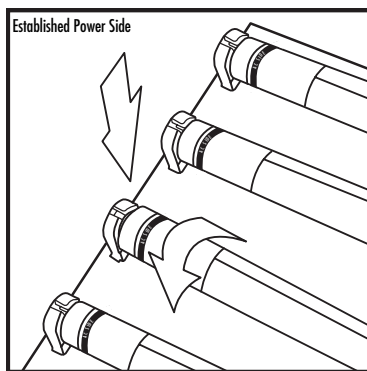


DIAGRAM OF FIXTURE WITH BALLAST REMOVED.

- Turn on power at circuit breaker.

SHARP MANUFACTURING COMPANY OF AMERICA

A DIVISION OF SHARP ELECTRONICS CORPORATION

LED LAMP 5-YEAR LIMITED WARRANTY

Sharp Manufacturing Company Of America, A Division Of Sharp Electronics Corporation warrants to the first consumer purchaser (the "Purchaser") that this Sharp brand LED Lamp (the "Product"), when shipped in its original container, will be free from defects in materials and workmanship, and agrees that it will, at its option, either repair or provide the Purchaser a replacement of the defective product or part thereof that is a new or remanufactured equivalent at no charge to the Purchaser for parts or repair labor for the period set forth below.

Warranty Period for this Product:

The warranty period for material defects and workmanship is 5 years from date of original purchase from Sharp or its authorized reseller.

Terms and Conditions:

The warranty will apply only when the Product is used with products or lighting systems which are installed, operated, or maintained in accordance with each of the following:

- The National Electric Code (NEC)
- The Standards for Safety of the Underwriters Laboratories, Inc. (ETL Listed)
- The Standards of the American National Standards Institute (ANSI), and
- The specifications supplied by Sharp for the Installation, operation and maintenance of the Product.

This warranty will be void in the event the Product is (i) improperly installed, (ii) damaged, (iii) defaced, or (iv) subjected to neglect, accidental breakage or misuse, including but not limited to, failing to operate Product in accordance with Sharp specifications. Sharp shall not be responsible for any failure of the Product which is a result of external causes; natural catastrophe; power surges or failure; improper power supply; fault or negligence of the Purchaser or user; improper or unauthorized alteration, use, handling, or storage; operating product in ambient temperature that exceeds ambient listing; or any cause other than a defect in the material or workmanship of the Product. Sharp reserves the right to examine all failed Products and in its sole discretion to determine whether any Products are covered under the terms of this Limited Warranty.

This Limited Warranty does not include any Purchaser's material and labor costs required to remove, replace or ship the Product.

Limitation of Liability:

The warranties described herein shall be the sole and exclusive warranties granted by Sharp and shall be the sole and exclusive remedy available to the Purchaser. Correction of defects, in the manner and for the period of time described herein, shall constitute complete fulfillment of all liabilities and responsibilities of Sharp to the Purchaser with respect to the Product and shall constitute full satisfaction of all claims, whether based on contract, negligence, strict liability or otherwise. In no event shall Sharp be liable, or in any way responsible, for any damages or defects in the Product which were caused by repairs or attempted repairs performed by anyone other than an authorized servicer. Nor shall Sharp be liable or in any way responsible for any incidental or consequential economic, property or special damage. Some states do not allow the exclusion of incidental or consequential damages, so the above exclusion may not apply to you.

If any provision of this Limited Warranty, or part thereof, is held or deemed to be invalid, void or unenforceable, such holding shall not affect the validity and enforceability of the remainder of the Limited Warranty, and such other parts, provisions or clauses of the Limited Warranty shall be deemed to be severable. This device complies with Part 15 of the FCC rules. Operation is subject to the following two conditions: (1) this device may not cause harmful interference, and (2) this device must accept any interference received, including interference that may cause undesired operation.

For U.S.	For Canada
<p>THIS LIMITED WARRANTY IS VALID ONLY IN THE FIFTY (50) UNITED STATES, THE DISTRICT OF COLUMBIA AND PUERTO RICO.</p> <p>Disputes: Any claim or dispute regarding these warranties shall be governed by and construed in accordance with the laws of the State of New Jersey (US).</p> <p>Questions: Please contact your local Sharp representative or Sharp Customer Service at 1-877-312-LED1 (1-877-312-5331).</p> <p>Where to Obtain Service: Warranty service is available at a Sharp Authorized Service Center in the United States. To find the location of the nearest Sharp Authorized Service Center, call Sharp toll free at 1-877-312-5331, e-mail Sharp at LEDsupport@sharpusa.com or visit online at www.sharpledlighting.com</p> <p>How to Obtain Service: Call Sharp toll free at 1-877-312-5331 to obtain a Return Authorization Number and shipping instructions. After obtaining a Return Authorization Number, ship your Product prepaid to a Sharp Authorized Service Center. Be sure it is insured and packaged securely. Proof of Purchase will be required.</p>	<p>THIS LIMITED WARRANTY IS VALID ONLY IN CANADA.</p> <p>Disputes: This Product warranty, and any disputes in relation thereto, is to be exclusively governed by and construed under the laws of the Province of Ontario.</p> <p>Questions: Please contact your local Sharp representative or Sharp Customer Service at 1-877-312-5331.</p> <p>Where to Obtain Service: Warranty service is available at a Sharp Authorized Service Center located in the Canada. To find the location of the nearest Sharp Authorized Service Center, call Sharp toll free at 1-877-312-5331.</p> <p>How to Obtain Service: Call Sharp toll free at 1-877-312-5331 to obtain a Return Authorization Number and shipping instructions. After obtaining a Return Authorization Number, ship your Product prepaid to a Sharp Authorized Service Center. Be sure it is insured and packaged securely. Proof of Purchase will be required.</p>

This device complies with Part 15 of the FCC rules. Operation is subject to the following two conditions: (1) this device may not cause harmful interference, and (2) this device must accept any interference received, including interference that may cause undesired operation.

